


| NIOSH Specification | | | |
|---|--------------------------|-----------------|-----------------|
|  | User Instructions | Doc ID: | PL 0004 |
| | | Effective Date: | 08/31/21 |
| | | Revision: | 1 |

USER INSTRUCTIONS CONTENT AND FORMAT

Page 1

USER INSTRUCTIONS

WARNING

This respirator can help reduce inhalation exposures to certain contaminants but cannot eliminate the risk of contracting infection, illness, or disease. OSHA and other government agencies have not established safe exposure limits for these contaminants.

For additional information on this respirator, please call us at +1-713-364-2363.

IMPORTANT

Prior to use, wearer must read and understand the User Instructions. Keep this document for future reference.

INTENDED USE

The N95 Particulate respirator is intended for use as an air-purifying respirator from particles such as those from sanding, grinding, sweeping, sawing, bagging, or processing minerals, coal, iron ore, flour, metal, wood, pollen, and certain other substances. Liquid or non-oil-based particles from sprays that do not emit oil aerosols or vapors.

DO NOT USE PRODUCT FOR Gases and vapors, oil aerosols, asbestos, arsenic, cadmium, lead, 4,4'-methylenedianiline (MDA) or sandblasting; concentrations that exceed 10 times the PEL / OEL, specific OSHA standards, or applicable government regulations, whichever is lower. This respirator does not supply oxygen.

USE INSTRUCTIONS

1. Failure to follow all instructions and limitations on the use of this respirator and/or failure to wear this respirator during all times of exposure to contaminants can reduce respirator effectiveness and may result in illness, injury, or death.
2. Leave the contaminated area immediately and contact supervisor if dizziness, irritation, or other distress occurs.
3. Before occupational use of this respirator, a written respiratory protection program must be implemented meeting all local government requirements. In the United States, employers must comply with of OSHA 29 CFR 1910.134, which includes medical evaluation, training, and fit testing, and where applicable, OSHA substance specific standards.
4. Inspect respirator before each use to ensure that it is in good operating condition. Examine all the respirator parts for signs of damage including the two headbands, strap welds, nose-bar, and nose-foam. The respirator should be disposed of immediately upon observation of damaged or missing parts. Filtering respirators are to be inspected prior to each use to assure there are no holes in the breathing zone and no damage has occurred. Enlarged holes resulting from ripped or torn filter material around strap welds are considered damage; immediately replace respirator if damaged.
5. If the respirator becomes damaged, or excessive clogging of the respirator makes breathing difficult, replace it with a new one and dispose of used product in accordance with applicable regulations.
6. When not in use, store the respirator in original packaging in a temperature & humidity-controlled area (-20°C to 38°C and up to 80% RH).


USE LIMITATIONS

1. This respirator does not supply oxygen. Do not use in atmospheres containing less than 19.5% oxygen.
2. DO NOT use in atmospheres containing oil aerosols, or for protection against gases or vapors.
3. DO NOT use for sandblasting, paint-spraying or asbestos remediation operations.
4. DO NOT use when concentrations of contaminants are immediately dangerous to life and health, are unknown, or when concentrations exceed 10 times the permissible exposure limit (PEL), or according to specific OSHA standards or applicable government regulations, whichever is lower.
5. DO NOT alter, abuse, or misuse this respirator.
6. DO NOT use with beards, other facial hair, or other conditions that may prevent a good seal between the face and the sealing surface of the respirator.
7. Respirators can help protect your lungs against certain airborne contaminants, however, they will not prevent entry through other routes such as the skin, which would require additional personal protective equipment (PPE).
8. This respirator is designed for workplace/occupational use by adults who are trained in their use and limitations. This respirator is not designed to be used by children.
9. Individuals with a compromised respiratory system, such as asthma or emphysema, should consult a physician and must complete a medical evaluation prior to use.

TIME USE LIMITATION

Single Use - Single User. Do not share respirators. If respirator becomes damaged, soiled, or breathing becomes difficult, leave the area immediately and replace the respirator. Use within one (1) year of Date of Manufacture.

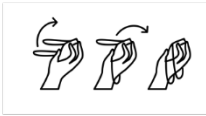
NIOSH Specification

| | | | |
|---|---|-----------------|-----------------|
|  | <h2 style="margin: 0;">User Instructions</h2> | Doc ID: | PL 0004 |
| | | Effective Date: | 08/31/21 |
| | | Revision: | 1 |

Page 2

FITTING INSTRUCTIONS

Following instructions must be followed each time respirator is worn.



Step 1:

Place the respirator in the palm of your hand with the nose clip closest to your fingers and the respirator opening facing you. Starting with the lower headband first, pull each headband up and over your hand, one at a time.



Step 2:

Position the respirator on your face with the bottom of the respirator under your chin. Pull the bottom headband over your head and bring it around your neck, below your ears. Then, pull the top strap up and rest it high at the top of your head.



Step 3:

Place your fingertips from both hands at the top of the metal nosepiece. Using two hands, mold the nose area to the shape of your nose by pushing inward while moving your fingertips down both sides of the nosepiece. **WARNING:** Pinching the nosepiece using one hand may result in an improper fit and less effective respirator performance.



Step 4:

Perform a respirator-to-face seal check before each wearing by placing both hands completely over the respirator, careful as to not disturb its position, then exhale. If air leaks around the nose, re-adjust the noseclip as described in step 3. If air leaks at the edges around your face, work the straps back along the sides of your head.

WARNING: If you CANNOT achieve a proper seal, DO NOT enter a contaminated area.



Aegle PPE 1 LLC
 3016 Venergy Dr
 Brookshire, TX 77423
 +1-713-364-2363



This respirator is approved only in the following configuration:

| TC- | Protection ¹ | Respirator | Cautions and Limitations ² |
|----------|-------------------------|------------|---------------------------------------|
| | | F100 | |
| 84A-9353 | N95 | X | ABCJMNOP |

1. PROTECTION

N95-Particulate Filter (95% filter efficiency level) effective against particulate aerosols free of oil; time use restrictions may apply.

2. CAUTIONS AND LIMITATIONS

- A. Not for use in atmospheres containing less than 19.5 percent oxygen.
- B. Not for use in atmospheres immediately dangerous to life or health.
- C. Do not exceed maximum use concentrations established by regulatory standards.
- J. Failure to properly use and maintain this product could result in injury or death.
- M. All approved respirators shall be selected, fitted, used, and maintained in accordance with MSHA, OSHA, and other applicable regulations.
- N. Never substitute, modify, add, or omit parts. Use only exact replacement parts in the configuration as specified by the manufacturer.
- O. Refer to user's instructions, and/or maintenance manuals for information on use and maintenance of these respirators.
- P. NIOSH does not evaluate respirators for use as surgical respirators.